

6 + 6 + 6 mm

3 6 mm




JIMY Glass surface.but

floors.anti (NSS)

300 * 300 mm
6 + 6 + 6 mm 8 + 8 + 8 mm 10 + 10 + 10
PVB 1.14 mm 1.52 mm
SGP 0.89 mm 1.52 mm 2.28 mm 3.04 mm SGP (Dupond)

JIMY GLASS

:



□□ 21.04 mm □□□□□□



□□□□□□□□ □□□□□□□□□□□□



□□□□□□□□□□□□:

