

10mm clear tempered glass used for canopy

About glass canopy:

A glass canopy provides an attractive and practical feature to a building. Usually placed outside entrance doors a canopy protects people entering the building, keeps the weather away from the doors and allows natural light through to the entrance area. The feature can carry through providing a sight line passed an entrance into a lobby area. Clear glass is a popular choice but other glass options are not excluded. Entrance canopies are overhead glazing by definition and the selection of an impact resistant durable product is essential.

The common forms are framed single glass using (toughened heat soaked glass). Another fixing method is frameless with bolt fixing only toughened glass are prone to cracking around the stress points created by holes. At this time [laminated glass](#) may be a better choose.

10mm clear tempered glass, also called [10mm toughened glass](#) is used good quality [10mm clear float glass](#) to manufactured through a process of extreme heating and rapid cooling, making it harder than normal glass 3-5 times. The brittle nature of tempered glass causes it to shatter into small oval-shaped pebbles when broken. This eliminates the danger of sharp edges. Due to this property and strength, tempered glass is often referred to as safety glass. So tempered glass can application for canopy, glass roof, door, railing and other

Tempered glass features:

Stronger hardness:

10mm clear tempered glass is up to 4-5 times stronger than 10mm annealed clear float glass.

Harmless to human:

When broken, it to shatter into small oval-shaped pebbles, relative risk reduction.

No more processing:

All work (beveling, cutting, drilling, etc.) on tempered glass must be done before tempering.

Tempered glass specification:

Size: Maximum 3000*8000mm, Minimum 150*300mm.

Thickness: 3mm 4mm 5mm 6mm 8mm 10mm 12mm 15mm 19mm.


Color: clear, ultra clear, green, blue, gray, bronze, etc.

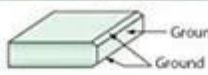






Processing: All the processing like beveling, cutting, drilling, etc. must be done before tempering.

Why buy canopy glass from Jimy Glass?


- Very good quality glass, which is no bubble, no scratches, no defects, with ISO and CE certificate
- Fast delivery time, based on quantity one 20ft container (1000m2), the production time is within 10days
- One-stop professional service like CAD drawing design, safety transportation arrangement, etc.
- Strong packing and safety loading, all the glass will pack in strong export plywood crates, and load in the container with metal belt, to make sure glass safety during transportation
- Any other requirements from customers will be 100% fulfill.

10mm clear tempered glass and edge process:



Edge Diagram	Description	Typical Application
	Flat Ground	Silicone structural glazing with exposed edges
	Flat Polish	Silicone structural glazing where edge condition is critical for aesthetic purposes
	Ground Pencil Edge	Mirrors, Decorative furniture glass
	Polished Pencil Edge	Mirrors, Decorative furniture glass
	Ground Miter	Silicone structural glazing
	Bevel	Mirrors, Decorative furniture glass
	Seamed Edges	Normal edge treatment for heat-treated glass

10mm clear tempered glass safety canopy:





we supply clear safety toughened glass,also frost tempered glass, energy saving reflective tempered glass, etc



Tempered glass machine



Canopy glass safety loading

