









10 Jimy Glass 100% ?


- 100% CE 10days 20ft (1000 2)
- 100% 100%

10 100% ?



Edge Diagram	Description	Typical Application
	Flat Ground	Silicone structural glazing with exposed edges
	Flat Polish	Silicone structural glazing where edge condition is critical for aesthetic purposes
	Ground Pencil Edge	Mirrors, Decorative furniture glass
	Polished Pencil Edge	Mirrors, Decorative furniture glass
	Ground Miter (Specify Angle (22°, 45° or 67°))	Silicone structural glazing
	Bevel (5° Angle)	Mirrors, Decorative furniture glass
	Seamed Edges	Normal edge treatment for heat-treated glass

10 100% ?





此 玻璃为 **toughened** 玻璃，其 厚度 通常为 12 毫米，玻璃 的 重量 约为 普通 玻璃 的 2.5 倍，
且 其 重量 约为 普通 玻璃 的 2.5 倍



□□□□□□ □□□□ □□□□



□□□□ □□□□ □□□□□□ □□ □□ □□ □□

