



Sharp Corner




Polished Radius




Beveled Radius



Dubbed Corner



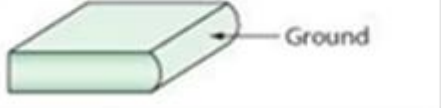
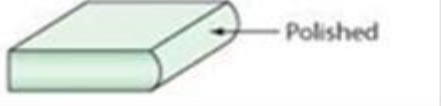
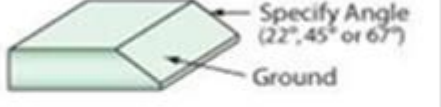
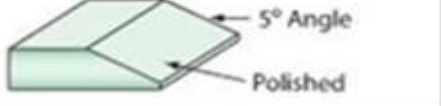



Polished Clipped



Beveled Clipped

6mm □□□□ □□□□ □□□□□□ □□□□□ □ □□□□□ □□□□□□

	Edge Diagram	Description	Typical Application
No.1		Flat Ground	Silicone structural glazing with exposed edges
No.2		Flat Polish	Silicone structural glazing where edge condition is critical for aesthetic purposes
No.3		Ground Pencil Edge	Mirrors, Decorative furniture glass
No.4		Polished Pencil Edge	Mirrors, Decorative furniture glass
No.5		Ground Miter	Silicone structural glazing
No.6		Bevel	Mirrors, Decorative furniture glass
No.7		Seamed Edges	Normal edge treatment for heat-treated glass

6 玻璃 玻璃 玻璃 玻璃 玻璃 玻璃 玻璃 玻璃 玻璃 玻璃

