

China manufacturer energy saving 4mm low-E glass,hard coating and soft coating

About Low-e Glass:

Low Emissivity glass, also known as low-E glass. It is the float glass surface coated with multi-layer metal or other compounds composed of film products. Its coating layer has high transmittance to visible light and high reflectivity to middle and far infrared ray, and it has excellent heat insulation effect and good light transmittance compared with common glass and traditional architectural reflective glass.

4mm Low Emissivity Glass Characteristic:

Excellent thermal performance: The heat loss of exterior door and window glass is the main part of the building energy consumption. Using Low-E glass to make building windows and doors can greatly reduce the indoor heat energy transfer to the outside through radiation, and achieve the ideal energy saving effect.

Another significant benefit of reduced indoor heat loss is environmental protection. Cold season, due to building heating caused by CO₂, SO₂ and other harmful gas emissions is an important source of pollution. If used Low-E glass, the reduction in heat loss can significantly reduce the consumption of fuel by heating, thereby reducing the emission of harmful gases.

Good optical properties: Low-E glass has a high transmittance of 80% or more for visible light in sunlight, but has a low reflectance, so the optical performance is greatly improved compared to conventional coated glass. From the outside, the appearance of more transparent, clear, both to ensure a good building lighting, but also to avoid the previous large-scale glass curtain wall, hollow glass doors and windows light reflection caused by light pollution, creating a more gentle, comfortable light environment.

Differen Between Hard Coating And Soft Coating:

There are two types of Low-E glass: Online Low-E glass and off-line Low-E glass.

On-line Low-E glass is "hard-coated" and can be used singly.

Off-line Low-E glass film surface is easily oxidized, must be processed in a short period of time into hollow glass, laminated glass, etc., and in the composition of insulating glass edge must be removed coating.

JIMY Glass Company Low-E Glass Specification:

Thickness: 4mm, 5mm, 6mm, 8mm, 10mm, etc.

Size: 2140*3300mm, 2250*3300mm, 2140*1650mm, 2440*1650mm, etc.

Color: Clear, Silver, Bronze, Dark Grey, Euro Grey, Dark Green, F-Green, Dark Blue, Ford Blue, etc.



Energy Saving Low Emissivity Glass application:

1. Low-E glass always used on glass curtain wall or glass facade or, widely in high, medium and low latitudes area, can block external heat into the indoor function in the Summer.
2. Low-E glass use on building windows and doors, is greatly reduce the radiation caused by the indoor heat transfer to the outside, to achieve the desired energy-saving effect.
3. Low-E glass can process to low e laminated glass and low e insulated glass, widely use in modern building construction.

4mm Low-e Glass Can Process into below:

- Single Low-E Glass
- Double Low-E Glass
- Online coated low e glass(hard coating)
- Offline coated low e glass(soft coating)
- Online Low e Color: Clear
- Offline Low e Color: Clear, gray, blue, green, color can be customized
- Size: 2140*3300mm, 2250*3300mm, 2140*1650mm, 2440*1650mm, etc.

4mm Low E Coating Glass:

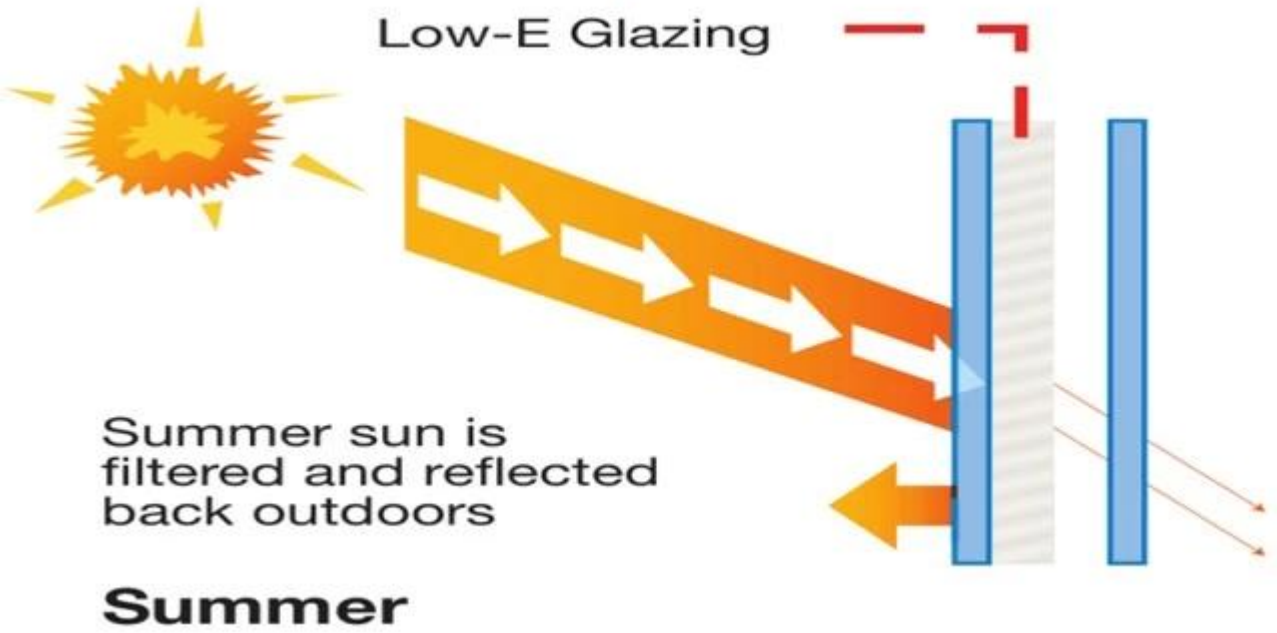


How Low-E Low-Emissivity Glass Works:

Low-E Glazing



Low-E Glazing



Low-E Glass Process Into Insulated Glass Curtain Wall:



Low E Glass Safety Packing & Loading:

