

Competitive price insulated glass with warm edge spacer factory

Warm edge double glazing unit, it is combination of two or three glass panes, warm edge spacer, sealed and argon gas-filled cavity, offers the ultimate combination of good thermal performance, heat transfer is minimized, high productivity and value of money.

Advantages of warm edge spacer insulated glass?

The TGI-Spacer with warm edge technology insulated glass for windows more effectively. it will also help the environment by reducing CO2 emissions.

*** Lower heating bills

*** A more comfortable temperature in the home

*** A reduction in the risk of condensation forming at the edge of the sealed unit


*** Long lasting performance and help save energy

Features of warm edge sealing double glazing unit:


1. Max size: 2500*4000mm, mini size: 180*350mm
2. Glass color: clear, ultra clear, bronze, green, grey, blue, etc
3. Single glass thickness available in 3mm 4mm 5mm 6mm 8mm 10mm 12mm,etc
4. Warm edge spacer: 9mm,12mm,16mm,20mm,etc
5. Flat or curved shape insulating glass with warm edge sealing spacer are available.
6. Glass panel available: annealed or tempered glass in clear glass, ultra clear glass, tinted glass, [reflective glass](#), acid etched glass, silkscreen printing glass, etc.

What's the difference between warm edge spacers insulated glass and Aluminum spacers insulated glass?

- 1.From price: warm edge spacers insulated glass will more expensive than aluminum spacers insulated glass.
- 2.Heat-conductive: at the same thickness of double glazing unit, warm edge double glazing unit can provide nearly 1000 times more thermal insulation than aluminum spacer double glazing unit. Means, aluminum spacer have less effective in insulating against heat loss than warm edge spacer.
- 3.Compare with Aluminum spacer, warm edge spacer more reduce condensation on the room facing surface of the double glazing unit as they transmit less of a temperature difference to the interior pane.
- 4.From color, warm edge spacers are available in different colors.



ALUMINIMUM SPACER



WARM EDGE SPACER

Which kind of warm edge spacer insulated glass you can get it from Jimmy Glass Factory?

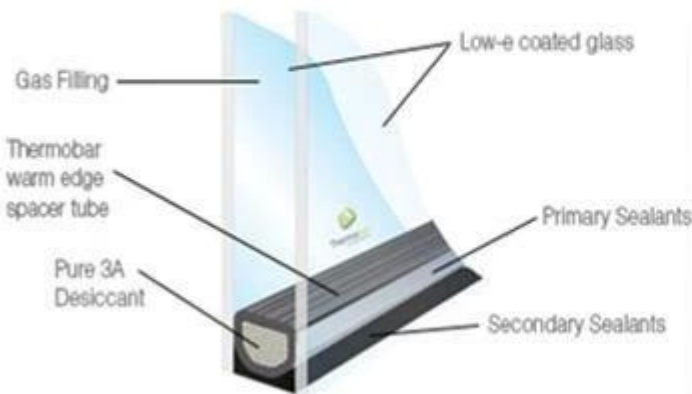
1. Annealed insulated glass with warmer edge spacer
2. Low e tempered insulated glass with warmer edge spacer
3. Tempered laminated insulated glass with warmer edge spacer

...

Except for warm edge spacer insulated glass, you also can get aluminum spacer insulated glass from us, such as [5+12a+5mm clear low e insulated glass](#), [6+12a+6mm toughened insulated glass](#), [8+12a+8mm curved insulated glass](#), 10+12a/16a/20a+10mm insulated glass, etc.

More details, welcome contact us!

warm edge insulated glass



Aluminum spacer insulated glass



Processed glass packaging by Jimmy Glass Factory



Warm edge spacer insulated glass for window & curtain wall

