

Best glass choose for door-Tempered laminated low-E insulated glass

Modern life, people respected green and health, low-carbon life. Used ordinary glass(clear float glass/single [tempered glass](#)/laminated glass) to made the door, those glass are high E glass, which is the reason inter-space are so hot. This property translates into a loss of heat during the winter and an increase in heat during the summer. This is clearly not ideal for comfort and energy efficiency.

Since normal glass has been far not enough to satisfy people's demand, so we recommend the use of [low-E insulated glass](#) to made the door.As we all know, [Low-E glass](#) is energy-saving glass, it has treated with a microscopic film that allows visible light to pass through the glass while blocking infrared (heat) light.

Today we say something about **tempered laminated low-E insulated glass** to widely used on door.**Tempered laminated low-E insulated glass** have all the features with tempered glass.[laminated glass](#),low-E glass,and insulated glass,there are several characteristics were summarized:

- *Anti-theft, impact resistance,protect humans from damage when the glass is broken.
- *High strength which is 3-5times that of normal annealed glass.
- *Keep homes warmer in the winter and cooler in the summer.
- *Excellent heat insulation and sound insulation function.



Shenzhen Jimy Glass company Tempered laminated low-E insulated glass specification:

Combination:6.38mm+12A+6mm,6.38mm+9A+6mm,8.38mm+12A+8mm,8.38mm+9A+8mm,etc.

Size: Max: 2500mm*4000mm, Mini: 180mm*350mm.

Single glass thickness: various combinations of glass between 3mm-19mm thick.


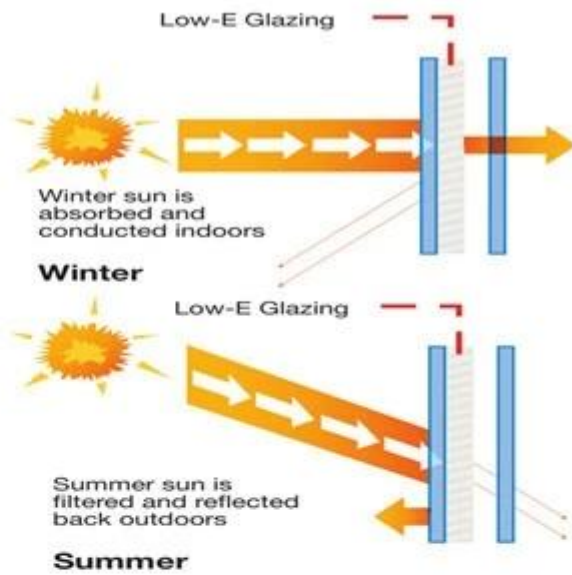

Glass color: clear, ultra clear, grey, green, blue, bronze.

Laminated glass interlayer (PVB / SGP / EVA),can be any Pantone color.

Glass Type: annealed or toughened clear, Low-E, tinted, reflective, low-iron, screen printing, acid etched, etc.

Aluminum Spacer: 6, 9, 12, 16mm (1/4", 11/32", 1/2", 5/8")

Spacer Fill: Dry Air, noble gas like Argon, etc.



Tempered laminated low-E insulated glass Application:

Wall slide door, barn door, swing door, interior glass door, room dividers glass door, glass closet door, sliding glass doors for kitchen, office partition wall, commercial building front door, air conditioning room glass door, shopping mall french window, greenhouse, etc.



JIMY glass company insulated glass equipment and warehouse:



