# □□□□□□□□□□□□□□□□U□□□□□□□□□□□□□□□□□□□□□□□□□□□□□□□□□□□□□

□□□□U□□□□□□□□□□□□□□□□□□□

□□□□□□□U□□□□□□□

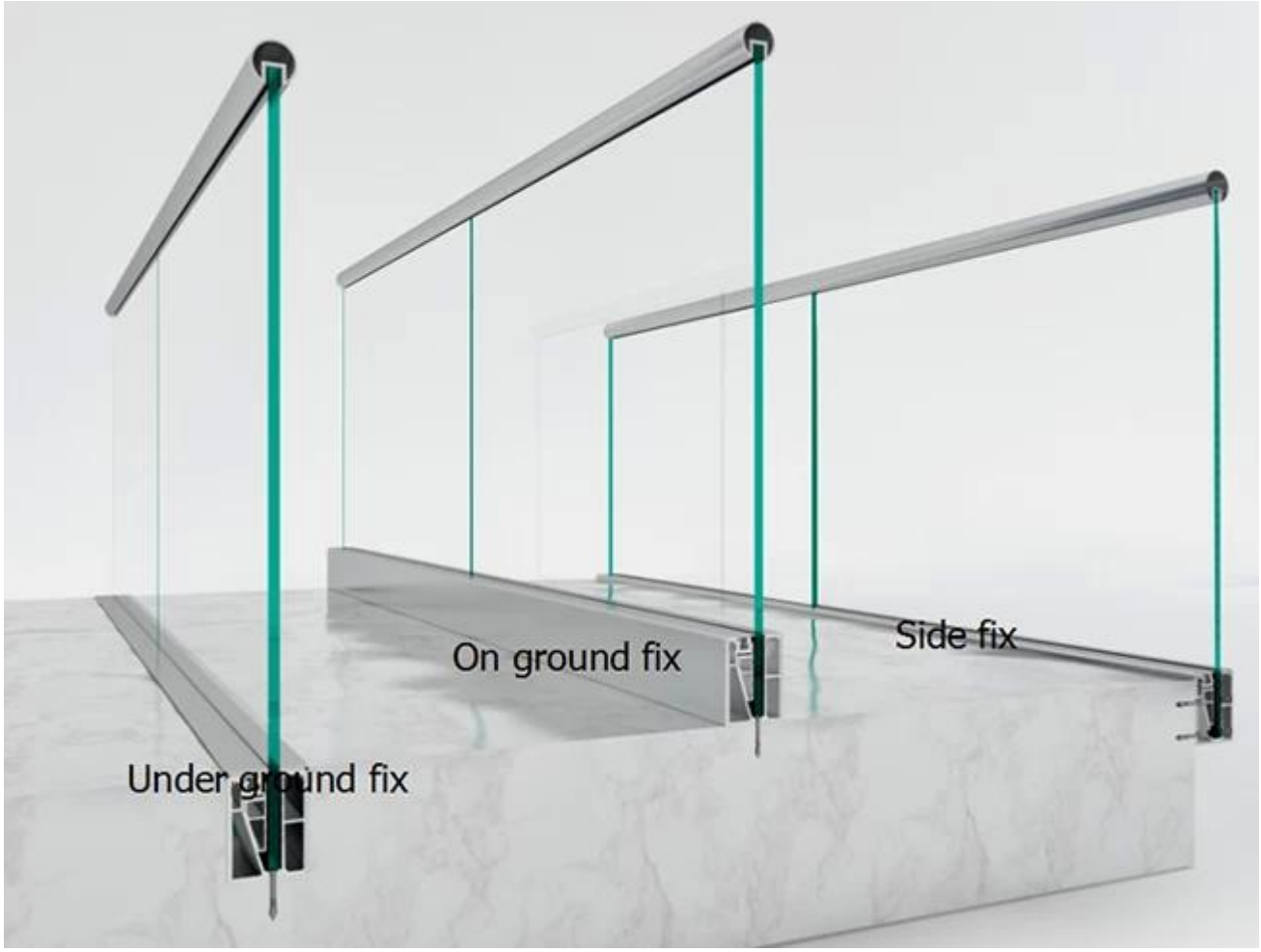


2. 12mm□□18mm□□□□□□□□□□□□□□□□□□□□□□□□□□□□□□□□

3.□□□□□□□□□□□□□□□□□□□

screw the aluminum groove to the floor and drill the drain hole



install the wedge



install glass pad

install the tempered or laminated glass

turn the screw downward to secure the glass



put the top cover over the screw

□□□

| | |
|---|---|
| □□□□ | □□□□□□□□U□□□□□□□□ |
| □□□ | □□□□6063□T5□U□□□□□□□□□□□□□□□□□□□□□□□□□□ |

| | |
|---|---|
| □□□□□□□□□ | □□□□□□□□□□□□□□□□□□□ |
| □□□□□□□□ | 12mm□□18mm□□□ □□□□□□□□□□□□□□□□□□□

1
STOP
SERVICES

□□□